

Southwest Florida International Airport

The Business of our Airports
& Preparing for the Future

The Chamber of Southwest Florida
April 8, 2026



Who We Are

The Lee County Port Authority (**LCPA**) operates both Southwest Florida International Airport and Page Field in Fort Myers.



RSW

**Southwest Florida
International Airport**




FMY

Page Field

RSW at a Glance

- Current terminal complex opened on Sept. 9, 2005, with 798,000 square feet and 28 gates.
- The current terminal expansion and Concourse E projects, when completed, will become the largest public works projects in Lee County history.
- **RSW is self-supporting and does not use local property tax dollars.**



RSW at a Glance

- Land encompasses 14,000 acres, which includes a 7,000-acre Mitigation Park maintained by LCPA.
 - RSW is also the third-largest airport in land mass in the United States.
- Class A Port of Entry with U.S. Customs onsite
- Entire airport is a designated Foreign Trade Zone. This provides special customs procedures advantageous to companies engaged in international trade-related commerce.
- RSW has about 5,500 people working at the airport.
 - 450 LCPA employees, including our own police and fire departments



Page Field - FMY at a Glance

- FAA-designated reliever airport for RSW
- Page Field is a thriving, prosperous general aviation facility and handled more than 160,000 air operations in 2025.
- Base Operations at Page Field is the on-airport Fixed-base Operator (FBO)
 - Award-winning FBO, in the top 5 percent nationwide, based on customer feedback
- 227 hangars with 81 additional hangars constructed in 2025, all of which are leased.
- FDOT 2022 Economic Impact Study shows the total contribution of FMY is \$465 million annually.



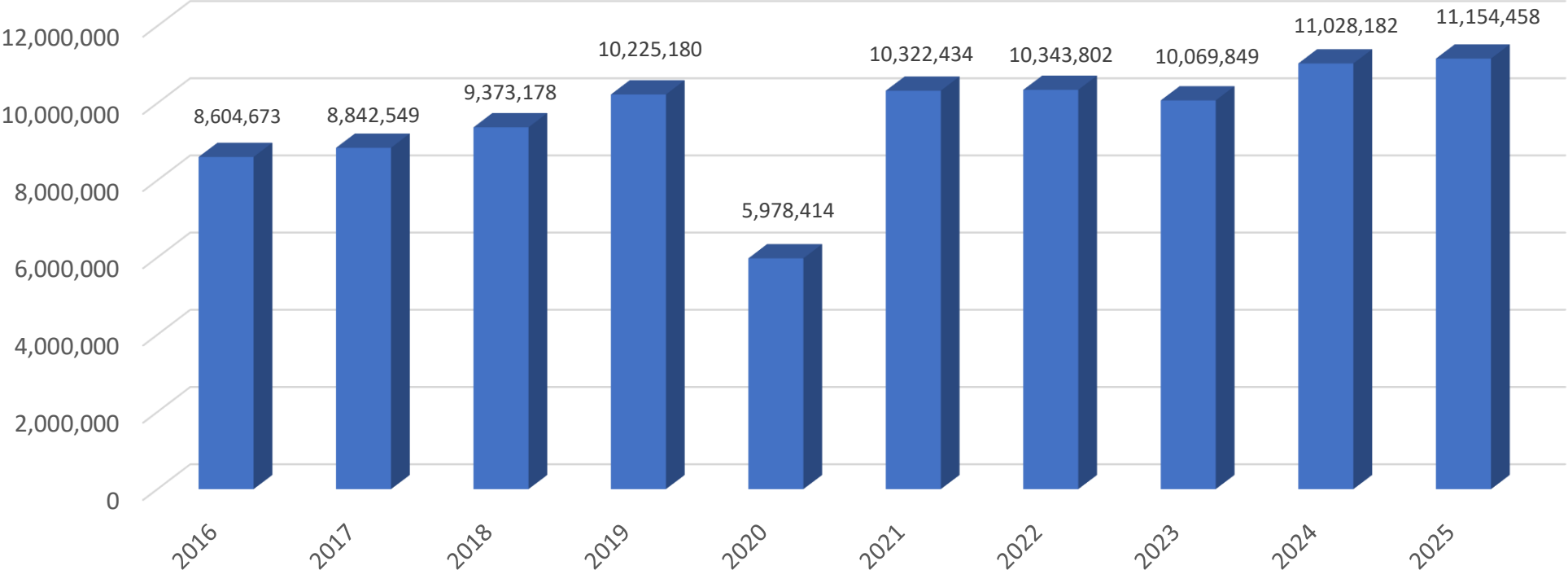


RSW By-the-Numbers

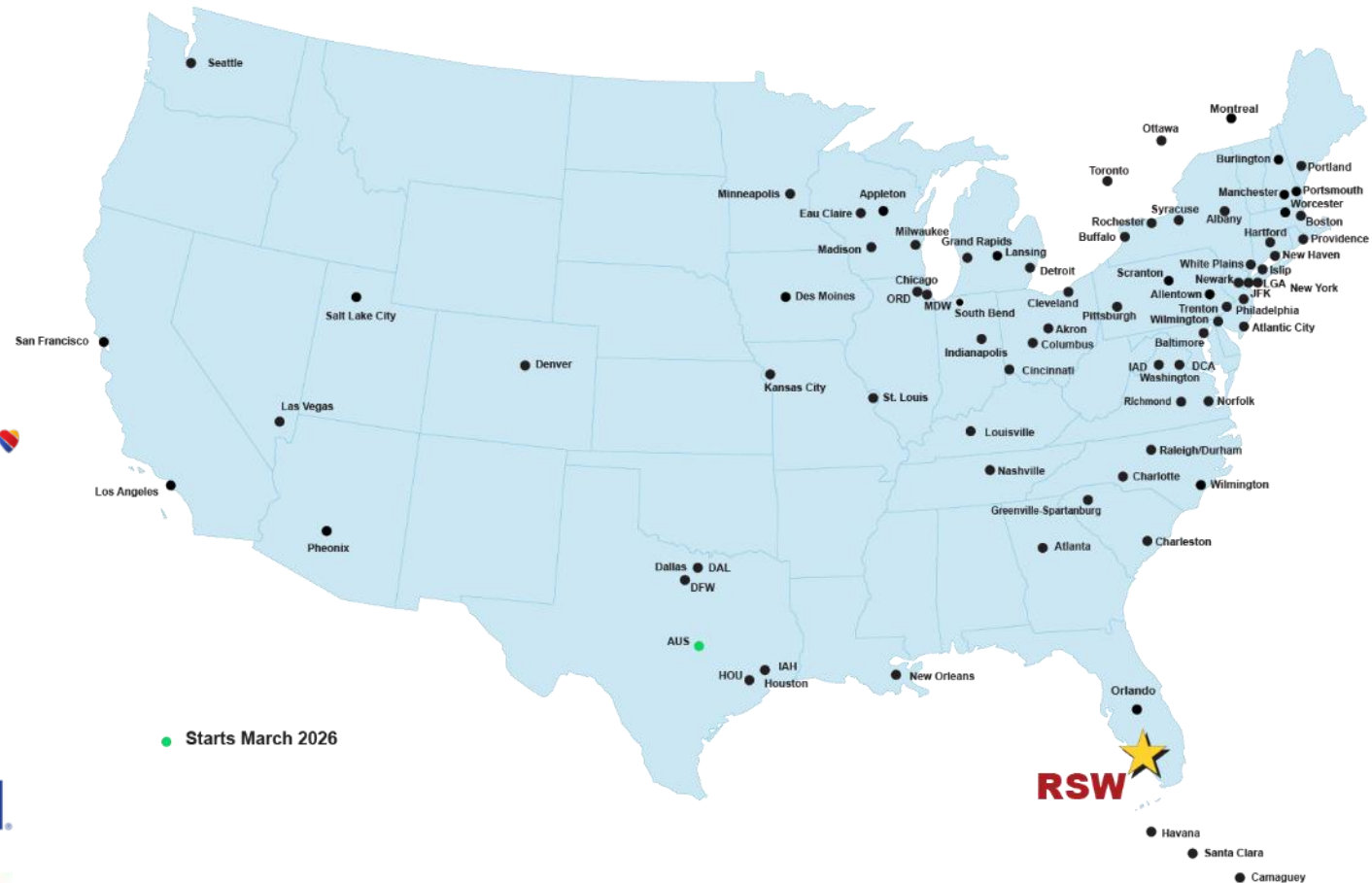
10-Year Passenger Comparison

2025 was a Record-setting Year

Passenger Totals – 2016 - 2025



RSW provides nonstop service to 78 destinations by 16 air carriers



● Starts March 2026

● Frankfurt

RSW

RSW Top 30 Domestic Nonstop Markets

Rank	City	IATA Code	Year-Round	Seasonal	Rank	City	IATA Code	Year-Round	Seasonal
1	Chicago-O'Hare	ORD	American, Spirit, United	Frontier, Southwest	16	Columbus	CMH	Breeze, Southwest	
2	Boston	BOS	Delta, JetBlue	American	17	Pittsburgh	PIT	Breeze, Southwest	
3	Minneapolis	MSP	Delta, Sun County	Southwest	18	Saint Louis	STL	Southwest	
4	Detroit	DTW	Delta, Spirit	Frontier	19	Hartford	BDL	Breeze, JetBlue	Southwest
5	Newark	EWR	JetBlue, United		20	Providence	PVD	Breeze	JetBlue, Southwest
6	Cleveland	CLE	Frontier, United	Southwest	21	White Plains	HPN	JetBlue	
7	Philadelphia	PHL	Frontier, American		22	Dallas-Fort Worth	DFW	American	
8	New York-Kennedy	JFK	Delta, JetBlue		23	Milwaukee	MKE	Southwest	Sun Country
9	Chicago-Midway	MDW	Southwest		24	Washington D.C.-National	DCA	American	
10	Cincinnati	CVG	Frontier, Delta		25	Nashville	BNA	Southwest	
11	Indianapolis	IND	Southwest		26	Charlotte	CLT	American	
12	New York-LaGuardia	LGA	Delta	American	27	Washington D.C.-Dulles	IAD	United	
13	Atlanta	ATL	Delta	Frontier	28	Atlantic City	ACY	Spirit	
14	Baltimore	BWI	Southwest		29	Houston-Intercontinental	IAH	United	
15	Denver	DEN	Southwest, United	Frontier	30	New Haven	HVN	Avelo	Breeze

RSW Top International Markets

Europe				Canada				
Rank	Destination	IATA Code	Year-Round	Rank	Destination	IATA Code	Year-Round	Seasonal
1	Frankfurt, DE	FRA	Discover	1	Toronto, ON	YYZ	Air Canada, Westjet	Porter
2	London, UK	LHR		2	Ottawa, ON	YOW		Porter, Westjet
3	Munich, DE	MUC		3	Montreal, PQ	YUL		Porter
4	Paris, FR	CDG		4	Vancouver, BC	YVR		
5	Amsterdam, NL	AMS		5	Calgary, AB	YYC		



Preparing for the Future

Capital Improvement Projects

Terminal Expansion Phase 1

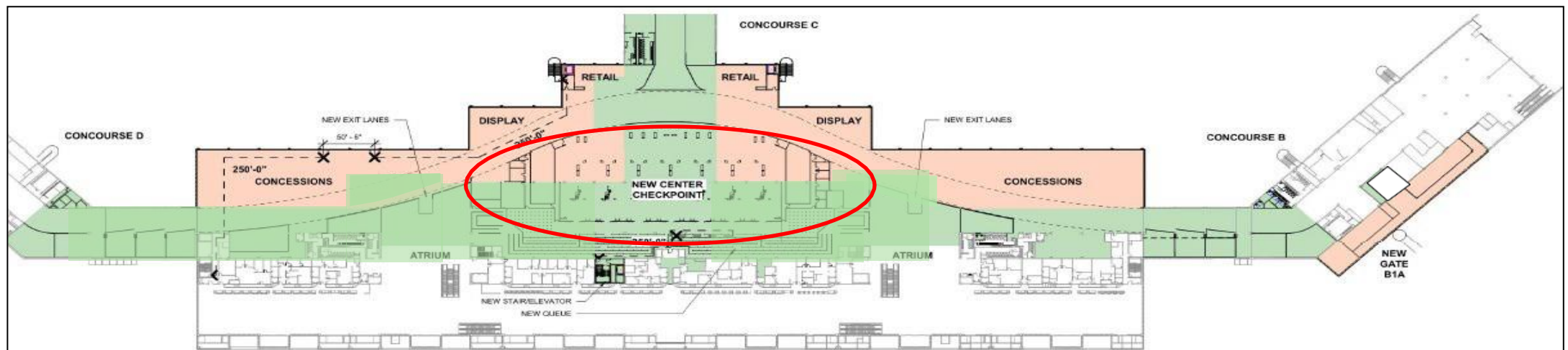
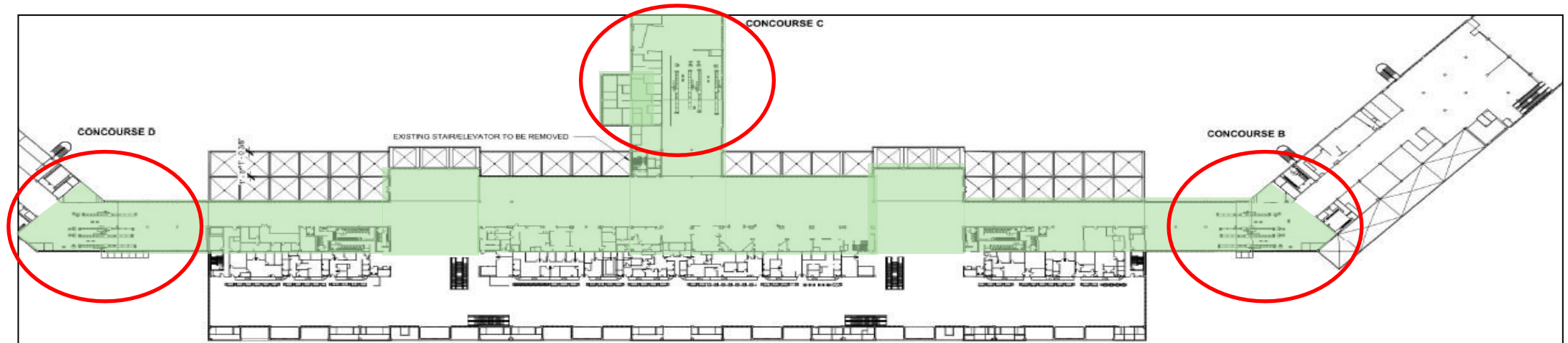
Consolidated Checkpoint & Added Concessions

- Creates single TSA checkpoint – Three now at Concourses B/C/D
- Passengers will be able to walk between concourses
- Adds approximately 215,000 square feet of new space including concessions, consolidated checkpoint, TSA admin space and public circulation



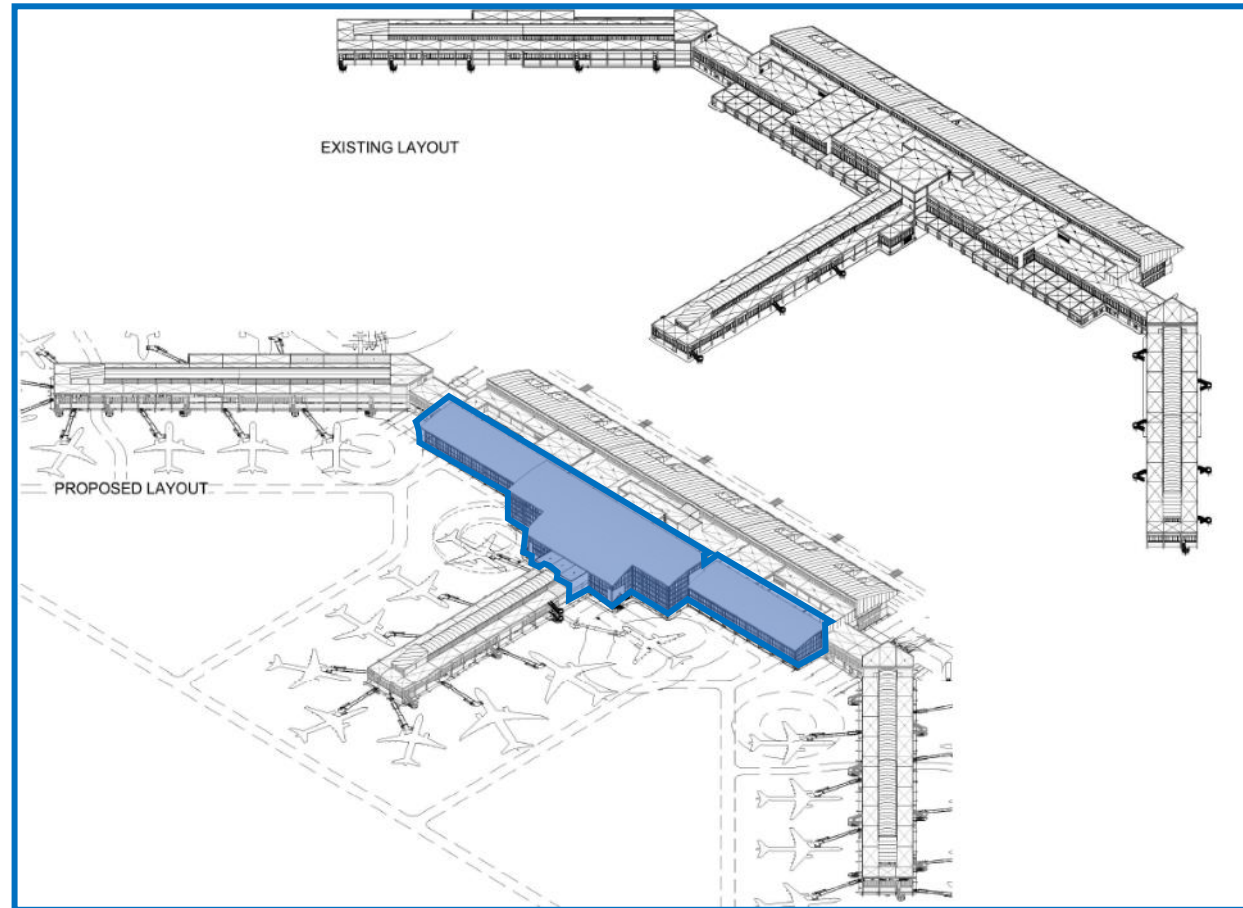
Terminal Expansion Phase 1

Existing Vs. Planned Expansion




Terminal Expansion Phase 1

Existing Vs. Planned Expansion



Terminal Expansion Phase 1

Progress at a Glance



Terminal Expansion Phase 1

Guest Experience – Post Security and Re-composure area

16



TEP Phase 2 – Concourse E

Conceptual Renderings – Concourse E (14 Gates)

17



- New Checkpoint
- 14 Gates
- New Taxiways
- Construction began Oct. 1, 2024
- Target Completion 2027
- Estimated Cost \$1B+

RSW Phase 2 – Concourse E

Guest Experience – Ticketing Hall



RSW Phase 2 – Concourse E

Guest Experience – Concourse



RSW Phase 2 – Concourse E

Guest Experience – Concessions Hall

20



New Concessions Introduced

- RSW has recently brought new brands to the airport. Our concession partners are refreshing or rebranding all existing retail and food & beverage locations, as part of our Terminal Expansion Project.



New Concessions Introduced



New Concessions Introduced



New Concessions Coming Soon

24

Terminal Expansion Phase 1

- Just some of the new local and national brands that will be coming in the future to RSW

Panera
BREAD®

Chick-fil-A

Rocco's Tacos
AND TEQUILA BAR

VINO  VOLO

BOAT HOUSE
TIKI BAR & GRILL
EST. 2014
FORT MYERS
SWEETWATER LANDING MARINA

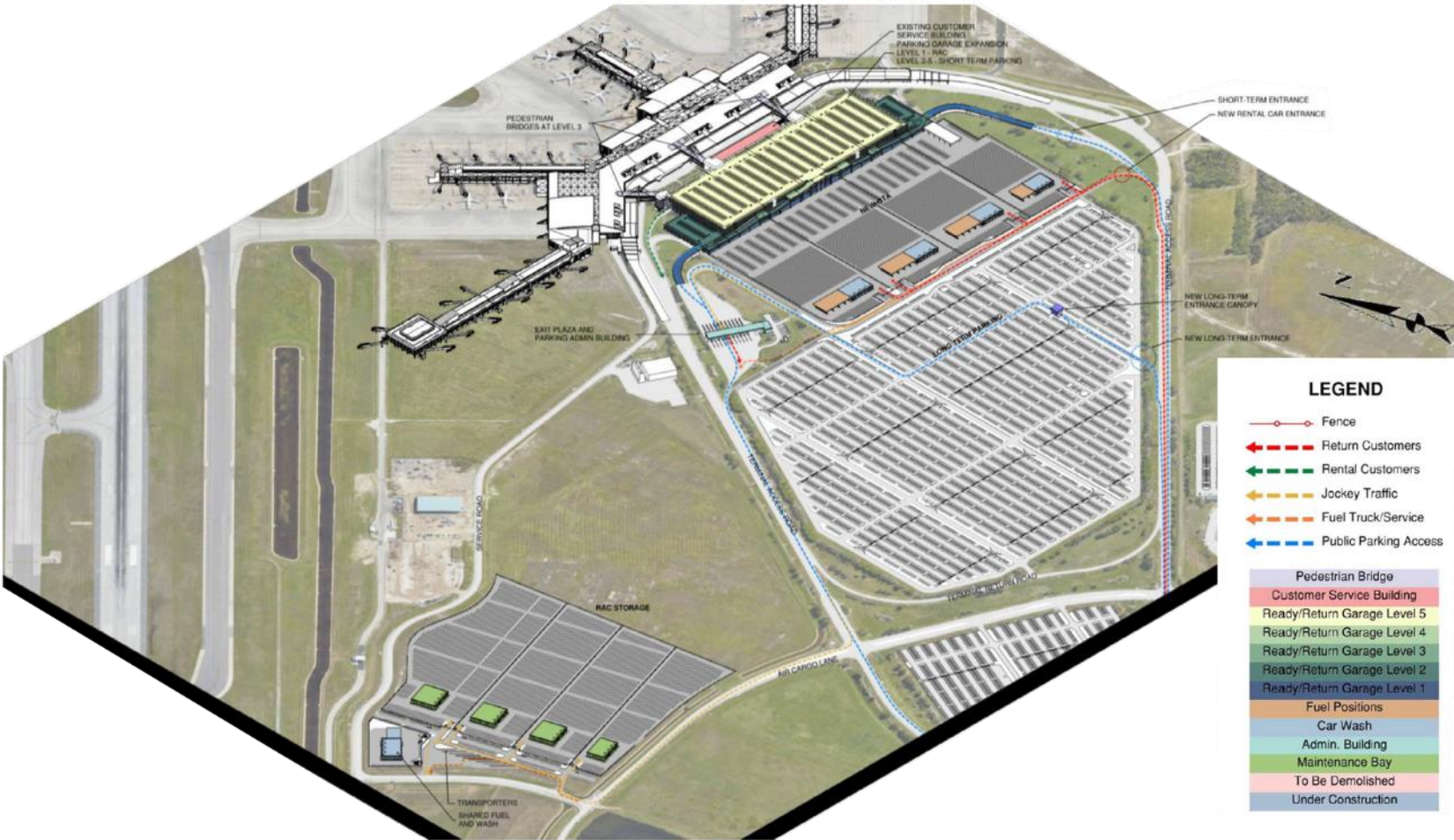
RSW Public Safety Building

25



- Under Construction
- Completion 2026

RSW Rental Car/Parking Expansion



- Target Completion 2029

Future Parallel Runway

- Planned 9,100-foot parallel runway
- Environmental permits have been secured and mitigation purchased
- Site Prep design is 100% complete
- Capacity need is not justified until 2040+ per FAA



Long-Term Outlook

28

- Matching airport growth with regional development will have a positive economic effect on Southwest Florida.
- Continue our five-year planning cycle to ensure we can anticipate regional change.
 - Be proactive, not reactive.



Q&A

